

# 19.0" SLOW SCAN LCD CHASSIS MONITOR

29LS1901E51UN/3

DATASHEET

## HIGH QUALITY, SLOW SCAN LEGACY SYSTEM REPLACEMENTS

The 29LS1901E51UN/3 Series of 19.0" LCD monitors has been designed primarily for Slow Scan Legacy Systems as replacements for 20"/21" CRT monitors. They utilize a modern SXGA TFT (1280 x 1024 pixels) panel and a KME-designed Analog-Digital interface board. All elements, including mounting brackets have been packaged in a compact metal chassis that is ready for integration into a panel or enclosure. All controls are located at the rear.

By special development of their own Signal Recognition and Scaling software, and access to an extensive library of older signal timings gained from 30+ years of CRT monitor manufacturing, KME has created a Multiscan ("Universal") flat panel monitor with unique 15kHz to 80kHz display capabilities. Some common Slow Scan Signal timings are factory pre-set. New ones may be added on request. Other signals, which are close to those listed, will give a display but some adjustment may be necessary for full screen performance. The final settings can be easily stored for future use. The monitor is also available in rack, panel mount, desktop and head versions.

### SOLUTIONS FOR SLOW SCAN MONITORS

- > **Specially designed for slow scan signals**  
Accepts signal types CGA, EGA & all VESA standards up to SXGA. TTL, analog & interlaced signals accepted
- > **Deep dimming capability**  
KME have developed a deep dimming solution for the slow scan range which provides smooth consistent dimming 100% to 0%.
- > **Inputs**  
All monitors have BNC, 9-D & 15-D connectors
- > **Rugged metal construction with good stability**  
The LCD monitor has been designed with solidity, being housed in a compact metal construction with a toughened glass protection screen.



# 19.0" SLOW SCAN LCD CHASSIS MONITOR

29LS190151UN/3

# DATASHEET

Electrical Description		Mechanical Description						
<b>TFT Characteristics:</b>	Type:	AM Colour TFT	<b>Dimensions:</b>		Monitor:	430 x 396 x 73.4mm		
	Max Resolution:	1280 x 1024 pixels			Weight:	9kg approx		
	Active Display Area:	376 x 301 mm	<b>Input:</b>		9D, 15D, BNC x 5			
	Response Time:	15ms average, typical	<b>Housing</b>		Painted Steel			
	Contrast Ratio:	1000:1 typical	<b>User Controls:</b>		At rear			
	Brightness:	250cd/m <sup>2</sup> typical	<b>On Screen buttons</b>		Brightness, Contrast, Auto set-up Disable, H/V Position, Clock, Clock Phase and Priority			
	Viewing Angles (at CR>10):	178° / 178° with CR≥10	<b>Slow Scan Support:</b> (see table examples below)		Pre-programmed Analog or TTL inputs in 15-40kHz range			
	Backlight Life:	50,000 hours typical						
	No. Colours:	16 million	H.kHz	V.Hz	Pixels	H.kHz	V.Hz	Pixels
<b>Video Signal:</b>	Analog RGB 0.7-1.0Vp-p Or TTL >2.75Vp-p		15.625	50	714*288	15.63	50	560*275
<b>Signal Sync:</b>	Separate H & V (+ve) TTL or Composite (-ve) TTL or Sync- on - Green (-ve) 0.3V		15.63	60	808*238	15.72	60	564*240
<b>Synchronisation Range:</b>	Horizontal scan:	15 to 80kHz	15.72	60	508*240	15.72	60	604*240
	Vertical scan:	40 to 100Hz	15.72	60	640*200	16.10	50	564*304
<b>Clock Rates:</b>	150MHz		16.276	70	640*220	16.79	70	577*215
<b>Display modes:</b>	VESA Support:	640 x 480 VGA 800 x 600 SVGA 1024 x 768 XGA 1280 x 1024 SXGA (recommended)	17.85	50	508*338	21.83	60	640*350
<b>Power Supply:</b>	12.0V		20.65	50	640*384	24.78	60	640*384
<b>Power Consumption:</b>	50W (Max)		<b>Part Numbers:</b>					
<b>Environmental:</b>	Storage Temp:	-20 to 60°C	Standard Model:		29LS1901E51UN/3			
	Operating Temp:	0 to 50°C	Side Bracket model:		29LS1901UN001/3			
			AC Power Pack:		20BK0234H			

Due to a policy of continuous product development KME reserves the right to change specifications and descriptions without prior notification. All trademarks acknowledged.

KENT MODULAR ELECTRONICS LTD

621 Maidstone Road

Rochester, Kent ME1 3QJ

T: +44 (0)1634 830123 F: +44 (0)1634 830619

E: sales@kme.co.uk W: www.kme.co.uk

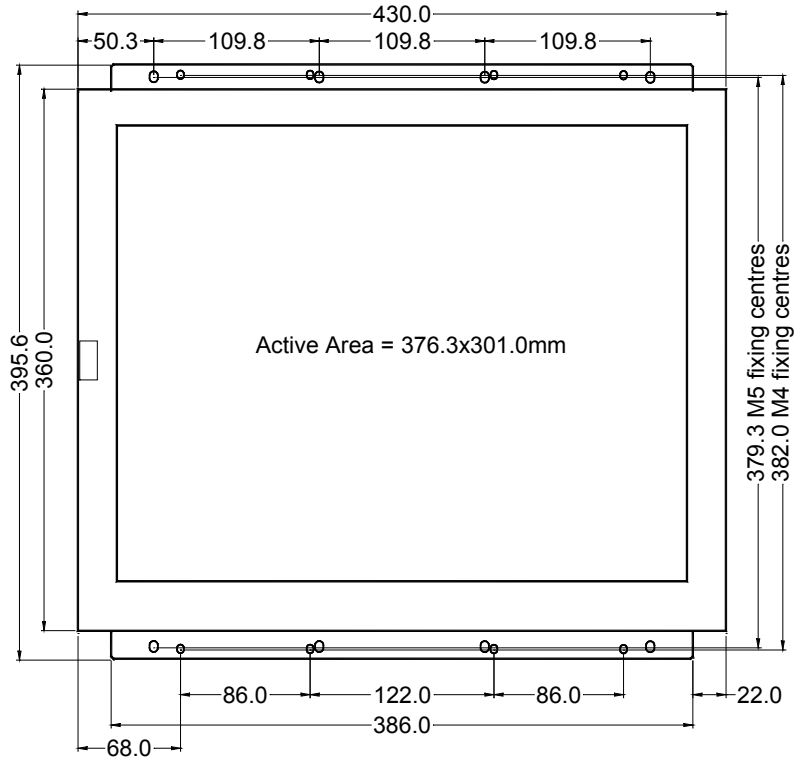


# 19.0" SLOW SCAN LCD CHASSIS MONITOR

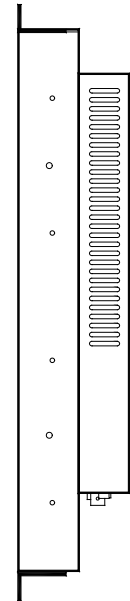
29LS190151UN/3

# DATASHEET

FRONT VIEW

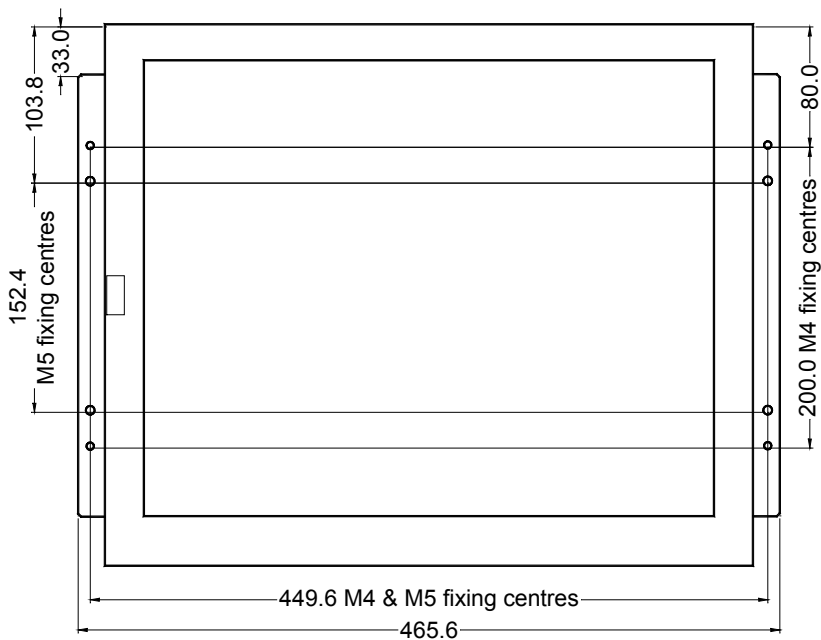


SIDE VIEW

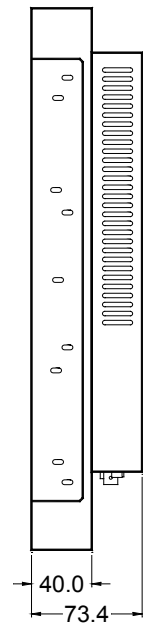


Top & Bottom  
Brackets

FRONT VIEW



SIDE VIEW



Side Brackets

All dimensions in millimetres  
(Not to scale)